



BIOCHEMICAL  
SOCIETY




PORTLAND  
PRESS

# ESSAYS IN BIOCHEMISTRY

REVIEWS FROM EXPERTS IN THE FIELD

[portlandpress.com/essaysbiochem](http://portlandpress.com/essaysbiochem)





# ESSAYS IN BIOCHEMISTRY

Highlighting key contemporary topics in biochemistry, *Essays in Biochemistry* is a fully commissioned journal that brings together reviews from leading experts. From plant immunology to 3D bioprinting, themed issues are guest edited by key opinion leaders, offering up-to-date summaries of changing specialist research areas.

## Editor-in-Chief

**Sarah Perrett** (Institute of Biophysics, Chinese Academy of Sciences, China)

## Editorial Advisory Panel

**Paul Brookes** (University of Rochester Medical Center, USA)

**Serena Carra** (University of Modena and Reggio Emilia, Italy)

**Steven Gutteridge** (FMC Corporation, USA)

**Lorna Harries** (University of Exeter College of Medicine and Health, UK)

**Samrat Mukhopadhyay** (Indian Institute of Science Education and Research, India)






**Elizabeth Shephard** (University College London, UK)

**Cathy Tournier** (University of Manchester, UK)

**Zhe Wu** (Southern University of Science and Technology, China)

**Y. Shrike Zhang** (Harvard Medical School/Brigham and Women's Hospital, USA)

## Articles

-  **Evo-devo perspectives on cancer**
-  **The biophysics of disordered proteins from the point of view of single-molecule fluorescence spectroscopy**
-  **Case Study: CRISPR 101 – a novel online learning course harnessing innovative ways to teach a complex biomolecular technology**
-  **Prostate cancer as a dedifferentiated organ: androgen receptor, cancer stem cells, and cancer stemness**
-  **Insight into the structure and molecular mode of action of plant paired NLR immune receptors**



**OPEN ACCESS**  
PAPERS ARE AVAILABLE



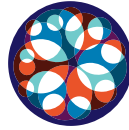
**EXPERT**  
PEER REVIEW



**TOTAL ARTICLE VIEWS**  
IN 2022  
**447K+**



**BEST PRACTICE**  
ADHERES TO COPE AND  
ICMJE GUIDELINES



**INDEPENDENT**  
ALL OF OUR  
PROFITS SUPPORT  
THE BIOCHEMICAL SOCIETY



**INTERNATIONAL**  
EDITORIAL BOARD



**FULLY COMMISSIONED**  
INVITED CONTENT ONLY



**IMPACT FACTOR**  
**6.4\***



**ISSUES PER YEAR**  
**8**



**INDEXED IN**  
GOOGLE SCHOLAR,  
PUBMED AND  
WEB OF SCIENCE



**RESEARCHER NETWORK**  
PARTNERED WITH ORCID  
AND PUBLONS



**POLICY**  
WE ACTIVELY CONTRIBUTE TO  
THE EVOLVING LANDSCAPE  
OF ACADEMIC PUBLISHING

**W** [portlandpress.com/essaysbiochem](http://portlandpress.com/essaysbiochem)  
**E** [editorial@portlandpress.com](mailto:editorial@portlandpress.com)

Invited content only

**SIGN UP TO ALERTS**  
VIA OUR HOMEPAGE




The Biochemical Society works in partnership with researchers, institutions, and funders to share knowledge and advance the molecular biosciences. Disseminating world-leading research and reviews through our publishing arm, Portland Press, we return all related profits to the life science community in support of our charitable activities. With more than 5.4 million worldwide article views in 2022, our journals cover the breadth of the molecular biosciences and support the transition to a more open scholarly landscape.

**W** [portlandpress.com](http://portlandpress.com)  [editorial@portlandpress.com](mailto:editorial@portlandpress.com)  [@PPPublishing](https://twitter.com/PPPublishing)

## Open scholarship

As an independent society publisher, we're committed to an open research landscape that supports global scientific advancement. As well as pursuing a sustainable transition to full open access publishing, we've implemented policies that promote open data and improved transparency on author contributions, and have integrated the unrestricted availability of article citations, references, and abstracts.

**W** [portlandpress.com/openscholarship](http://portlandpress.com/openscholarship)



### Cover Image

$\alpha$ -Synuclein ( $\alpha$ -Syn) forms different higher order assemblies during the process of aggregation into amyloid fibrils, which has pathological implications in Parkinson's disease. Recently liquid-liquid phase separation (LLPS) of  $\alpha$ -Syn has emerged as a prominent early stage event in the aggregation pathway. With time,  $\alpha$ -Syn LLPS undergoes liquid-to-solid transition and subsequently forms amyloid fibrils. The phase-separated droplets eventually fuse/grow into a larger manifestation of a hydrogel containing amyloid fibrils. In this illustration, the hourglass represents time dependent LLPS and subsequent liquid-to-solid transition followed by amyloid fibril formation

[doi.org/10.1042/EBC20220055](https://doi.org/10.1042/EBC20220055)

Image credit Pradeep Kadu and Dr. Soumik Ray.